

PRODUCT DESCRIPTION:

5085 Polyaspartic is designed for those seeking durability and aesthetics. With 85% solids content, it offers exceptional scratch resistance, a stunning high-gloss finish, and self-leveling properties. Designed for ease of application, its extended pot life and UV stability make it the perfect choice for residential, commercial, and industrial flooring applications. It is the perfect final topcoat for Roll on Rock®, Lavaflow®, quartz, or solid color applications.

APPLICATIONS:

- Residential Floors
- Commercial Floors
- Industrial Floors
- Exterior Applications

ADVANTAGES:

- Low Odor
- Low VOC
- High-Build
- High-Gloss
- Long Pot Life & Working Time
- Available in Slow-Dry Version
- SCAQMD Compliant

LIMITATIONS:

- Requires Moisture Vapor Primer for on-grade slabs with MVE of 3 Lbs or higher
- Will not bridge cracking
- Products are combustible; all sources of ignition should be turned off, and proper ventilation should be used

COLORS:

CLEAR

PACKAGING:

2 Gallon Kit	3 Gallon Kit	10 Gallon Kit
--------------	--------------	---------------

COVERAGE RATES:

OVER CONCRETE SUBSTRATE

1 ST COAT	150 FT ² / GAL @ 10.7 MILS WET FILM
2 ND COAT	175 FT ² / GAL @ 9.1 MILS WET FILM

OVER FLAKE SYSTEM

1/4" FLAKE	1/8" FLAKE	1/16" FLAKE
150 FT ² / GAL	140 FT ² / GAL	125 FT ² / GAL

TECHNICAL PROPERTIES:

	5085	5085 SD
VOLUMETRIC MIX RATIO	1A:1B	
VOLUMETRIC SOLIDS	85%	
VOC	<50 g/L	
POT LIFE @ 75°F	55 Mins ±	65 Mins ±
APPLICATION TEMPERATURE	35-75°F	75-100°F
APPLICATION HUMIDITY	0-65%	65% +
WORKING TIME @ 75°F	40 Mins	50 Mins
DRY TO TOUCH @ 75°F	3-6 Hours	5-8 Hours
RECOAT WINDOW	6-8 Hrs.	8-12 Hrs.
FULL CURE	5-7 Days	
SHORE D HARDNESS	ASTM D2240	75-80
ABRASION RESISTANCE	ASTM D4060	2.78 mg Lost
ADHESION	ACI 503R	350 PSI
FLAMMABILITY	COMBUSTIBLE	

CHEMICAL RESISTANCE:

ACETONE	NO EFFECT
XYLENE	NO EFFECT
10% HCL	NO EFFECT
AMMONIA	NO EFFECT
DEGREASER	FAINT SPOTTING
LIQUID PLUMBER	NO EFFECT
VINEGAR	NO EFFECT
CLOROX	NO EFFECT
WINDEX	NO EFFECT
MOTOR OIL	NO EFFECT
GASOLINE	NO EFFECT
SKYDROL	NO EFFECT
HOT TIRE	NO EFFECT

STORAGE:

Store materials indoors between 50°F & 75°F

SHELF LIFE:

One year from the date of manufacture

APPLICATION EQUIPMENT:

Protective Clothing	18" Roller Frame SKU - 7012
Jiffy Mixing Paddle SKU - 7050	18"x3/8" Nap Roller Cover SKU - 7006-1
Slow Speed Drill	8-12 mil Notched Squeegee SKU - 7090-K
Spike Shoes SKU - 7045-D	Magic Trowel SKU - 7071-22

SUBSTRATE REQUIREMENTS:

CONCRETE:	Concrete must be structurally sound and free of all dirt, debris, and contaminants.
PROFILE:	Concrete shall be porous and have a Concrete Surface Profile (CSP) level between 2 & 4
MOISTURE:	The substrate shall have a Moisture Vapor Emission Rate (MVER) of 3lbs / 1000 ft ² / 24 hr. or less.
TEMPERATURE:	Ambient and substrate temps must be above 35°F and Relative Humidity should not exceed 65%

SURFACE PREPARATION:

	Perform Moisture Test using Calcium Chloride concrete moisture test kit per ASTM F1869 (Moisture Test) (Moisture Test) 1 test/1000 ft ² is recommended.
	Patch all depressions, divots, and cracks using 4900 5-minute Crack Weld, 4930 Polyurea Crack & Spall Filler, or Divot Patch to reduce the ability to see the defect through the epoxy coating.
	Concrete should be mechanically profiled and prepared to produce a Concrete Surface Profile (CSP) level between #2 & #4 according to the (ICRI) Guideline No. 03732.

PLEASE REVIEW SAFETY DATA SHEETS (SDS) & CHEMICAL SAFETY GUIDE FOR SAFETY AND PRECAUTIONS

ENVIRONMENTAL FACTORS:

Working times are affected by environmental conditions. Large masses of mixed and heated material will have a shorter pot life. Keep material core temperatures between 50-75°F. In elevated temperatures, consider icing buckets to reduce product temperatures, and in cold climates, use pail warmers.





5085 MIXING STEPS:

	Pour pre-mixed A-Component and B-Component into a clean 5-gallon bucket (If mixing bulk kit, be sure to follow the specified 1A:1B ratio)
	Mix A & B Components using a drill at a slow speed for 2 minutes.
	Transfer mix to new mixing vessel
	Continue to mix for an additional 30 seconds to ensure components are thoroughly blended.

5085 APPLICATION STEPS:

COVERAGE RATES OVER CONCRETE SUBSTRATE:		
1 ST COAT	150 FT ² / GAL @ 10.7 MILS WET FILM	
2 ND COAT	175 FT ² / GAL @ 9.1 MILS WET FILM	
OVER FLAKE SYSTEM		
1/4" FLAKE	1/8" FLAKE	1/16" FLAKE
150 FT ² / GAL	140 FT ² / GAL	125 FT ² / GAL

APPROXIMATE WORKING TIMES: 40-50 MINS @ 75°F

	Pour a band of mixed material onto the floor roughly 6-8" wide.
	Begin spreading with an 8-12 mil notched squeegee or Magic Trowel. Work material evenly, keeping a wet edge.
	Perform a Single Backroll on the surface by walking into the wet material, wearing spike shoes, and rolling perpendicular to your first application direction.
	Allow the system to dry typically 3-6 hours at 75°F Slow-Dry (SD) Version is dry 5-8 hours at 75°F

CLEAN-UP:

Immediately clean up splatter marks and tools with MEK or Acetone. Clean hands and exposed skin with mild soap and water and citrus-based hand cleaners.

MAINTENANCE:

Maintain 5085 to a minimum of 4 mils dry film.

DISCLAIMER:

All information provided in this technical data sheet is based on laboratory data. It is the responsibility of the customer to test the material for their application and conditions prior to using the product.

TEMPERATURE:

The product was tested at ambient temperature (75°F - 77°F). Results WILL vary when the product is used at temperatures different from the testing temperature. The pot life, gel time, and cure time are generally longer for colder-temperature applications and shorter for higher-temperature applications. Physical properties are also impacted and dependent upon temperature.

SLIP RESISTANCE:

OSHA and the American Disabilities Act (ADA) have set enforceable standards for slip resistance on pedestrian surfaces. The current coefficient of friction required by ADA is .6 on level surfaces and .8 on ramps. Versatile High-Performance Coatings recommends using angular slip-resistant aggregate in all coatings or flooring systems exposed to wet, oily, or greasy conditions. It is the contractor and end users' responsibility to provide a flooring system that meets current safety standards. Versatile High-Performance Coatings or its sales agents will not be responsible for injury incurred in a slip-and-fall accident.

WARRANTY:

Versatile High-Performance Coatings guarantees that this product is free from manufacturing defects and complies with our published specifications. If the buyer proves that the goods received do not conform to these specifications or were defectively manufactured, the buyer's remedies shall be limited to either the return of the goods and repayment of the purchase price or replacement of the defective material at the option of the seller. Versatile High-Performance Coatings (herein referred to as "seller") makes no warranty, expressed or implied, regarding the use of its products. Since use of this product is beyond the seller's control, the buyer assumes all risk of use. Seller's obligation shall be to replace material if found defective. Seller shall not be liable for any damage, injury, loss, direct or consequential, resulting from the use of its products. End user must determine if substrate is suitable for coating application before installing.

TECHNICAL SERVICES:

Technical services can be obtained by contacting Versatile High-Performance Coatings directly at 214-807-6878.